

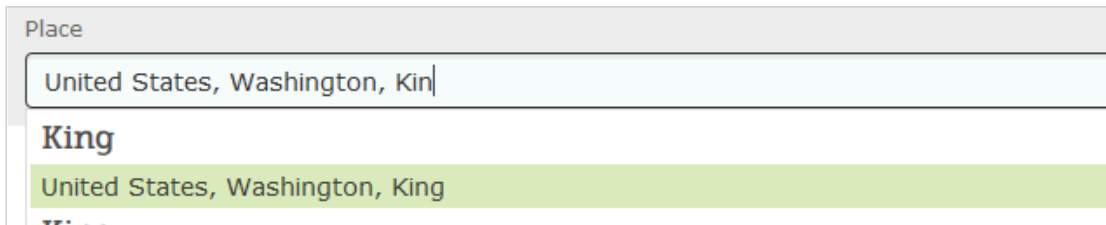
# Helping Others Get Started with Family History Find - FamilySearch Catalog

## LESSON OVERVIEW

The FamilySearch Catalog includes entries for all books, microfilm, microfiche, maps, pedigree charts, and digital images held by FamilySearch. This means that the FamilySearch Catalog is the key to using the records and resources of the Family History Library.

### Practice: Place search

1. Open a new window. View your windows side-by-side (as you learned in a previous lesson).
2. Go to FamilySearch.org.
3. Hover your mouse over “Search” at the top of the screen and click **Catalog**.
4. In the “place” field, type United States, Washington, King. FamilySearch will display matching localities below.
5. Click on **United States, Washington, King**.



Place

United States, Washington, Kin|

**King**

United States, Washington, King

6. Click **Search**. FamilySearch will return a list of record types for that locality.
7. Click **United States, Washington, King – Vital Records (7)** near the bottom of the list. A list of titles for that topic expands.
8. Click **King County, Washington, deaths, 1891-1907**. FamilySearch navigates to the catalog entry for that title. (We will discuss how to read a catalog entry later in this lesson.)



▼ **United States, Washington, King - Vital records ( 7 )**

<a href="#">King County, Washington, deaths, 1891-1907</a>	<a href="#">Add</a>
Author: South King County Genealogical Society (Kent, Washington)	
<a href="#">King County, Washington, marriage license registers</a>	<a href="#">Add</a>
Author: Lewis, Helen McGreer; South King County Genealogical Society (Kent, Washington)	
<a href="#">Marriage records of King County, Washington, 1853-1884</a>	<a href="#">Add</a>
Author: Truffey, Jack; Mrs. Lundblad, Phyllis A. Mrs.	

9. Click **Catalog** at the top of the page to start a new search.

## ACTIVITY: PLACE SEARCH

Use the Place Search in the FamilySearch Catalog to answer the following questions.

- Search for Aldham, Essex, England. For what years does FamilySearch have parish (church) registers for the Aldham Parish?
- Search for Baden, Germany. Who is the author of the only gazetteer in English?
- Search for Emily Township, Victoria, Ontario. Which branch of the Ontario Genealogical Society indexed the Presbyterian cemetery?
- Search for Pachuca, Hidalgo, Mexico. Does FamilySearch have maps for Pachuca?

[Click here to view the Place Search answer sheet to check your answers.](#)

### Practice: “Places within” Feature

1. Open a new window. View your windows side-by-side.
2. Go to FamilySearch.org.
3. Hover your mouse over “Search” at the top of the screen and click **Catalog**.
4. In the “Place” field, type **England**. FamilySearch will display possible localities below.
5. Click **England** and then click **Search**.
6. Look at the top of the page. Find the section titled “See also:”

See also:

[Great Britain](#)

[Places within England ▶](#)

7. Click **Places within England**. A list of England counties expands.

<a href="#">Buckingham</a>	<a href="#">Hampshire</a>	<a href="#">Monmouthshire</a>	<a href="#">Suffolk</a>
<a href="#">Buckinghamshire</a>	<a href="#">Hants</a>	<a href="#">Norfolk</a>	<a href="#">Surrey</a>
<a href="#">Cambridge</a>	<a href="#">Hereford</a>	<a href="#">Norfolkshire</a>	<a href="#">Sussex</a>

8. Click **Hampshire**. A list of records types for Hampshire, England appears.
9. Under “Use for:” (at the top of the page), click **Places within England, Hampshire**. A list of towns or parishes in Hampshire county expands.
10. Click **Longstock**. A list of record types for Longstock appears.
11. Return to the record types for Hampshire county. Click **Part of England, Hampshire** at the top of the page.

[Part of England, Hampshire](#)

## ACTIVITY: “PLACES WITHIN” FEATURE

Open a new window and use the “Places within” feature to answer the following questions.

- How many towns in McCracken County, Kentucky does FamilySearch have records for?
- Does FamilySearch have records for any towns located in the Hunan province of China? If so, what types of records does FamilySearch have?

- How many provinces in Argentina begin with the letter M? List them.
- A guest wants to find the town of “Adele’s house” in Baden, Germany. What is the real name of the town they are looking for?
- Is there a Sherwood in Nottingham, England?

[Click here to view the Places Within Feature answer sheet to check your answers.](#)

### Practice: Surnames, Titles, Author Searches

1. Open a new window. View your windows side-by-side.
2. Go to FamilySearch.org
3. Hover your mouse over “Search” at the top of the screen and click **Catalog**.
4. Under “Search by:” click **Surnames**. The Surnames search field expands.
5. Type **Jenkinson**. Click **Search**. A list of titles associated with the Jenkinson name loads.
6. Scroll through the list. Notice that the search identifies all items in the catalog that include the surname Jenkinson.

### Practice: Keywords Searches

1. Open a new window. View your windows side-by-side.
2. Go to the FamilySearch Catalog.
3. In the Place field type **Illinois, Cook, Chicago**. FamilySearch will display matching localities.
4. Click **United States, Illinois, Cook, Chicago**.
5. Click **Search**. FamilySearch will return a list of record types for that locality.
6. Scroll down to **United States, Illinois, Cook, Chicago – Church Records**. There are 371 matching titles. Sorting through 371 titles will take time.

▶ **United States, Illinois, Cook, Chicago - Church records ( 371 )**

7. At the left, under “Refine your Search,” click **Keywords**. The Keywords field expands.
8. Type **Episcopal** and click on **Update**. There are now only 15 matching titles for **United States, Illinois, Cook, Chicago – Church Records**. Exploring this shorter list is more efficient.

▶ **United States, Illinois, Cook, Chicago - Church records ( 15 )**

### Practice: Film Search

1. Open a new window. View your windows side-by-side.
2. Go to the FamilySearch Catalog.
3. Click **Film/Fiche Number**. The Film/Fiche field expands.
4. Type **1421719**. A list of titles associated with the film number appears.
5. Scroll through the list. How many items are on this film?
6. Click **Item 19: Finney County Obituaries**. The catalog entry appears.

## ACTIVITY: CATALOG SEARCHES

Use any of the searches in the FamilySearch catalog to answer the following questions.

- Who wrote *In Search of the Red Dragon*?
- How many titles were authored by Barbara Sawey Cady?
- How many titles are associated with the surname Ravenscroft?
- Locate histories for the East End of London, England. Who wrote the illustrated historical guide?
- How many titles cover War of 1812 Pensions for Canada?
- What title is found on Call Number 954.56 E7t?
- What title is found on Film 000,001?

[Click here to view the Surname, Title, Author, Keywords, and Film Number answer sheet to check your answers.](#)

### Practice: Reading a Catalog Entry 1

1. Right click on the following link and open it in a new browser window. [Catalog entry 1](#).
2. This catalog entry is for a book titled *Histoire de la Confédération Suisse, Depuis les Premiers Temps Jusqu'en 1860*. The author is Alexandre Daguet and book was published by Charles Leidecker in Neuchâtel, Switzerland, in 1861.
3. Scroll down to the section titled Notes. The English version of the title is listed here.

#### Notes

History of the Swiss Federation from the earliest time to 1860.

4. Scroll down to the section titled **Copies**. If FamilySearch owns a copy of a book, CD-ROM or Pedigree Chart, it will be listed here. The Call Number is 949.4 H2d 1861.
5. Look for the section titled **Collection/Shelf**. This book is located in the Family History Library in the High Density area.

Call Number	Location	Collection/Shelf	Availability
949.4 H2d 1861	<a href="#">Family History Library</a>	High Density: Regular Book Storage, 0284968	Available

6. Scroll down to the section titled **Film/Digital Notes**. This book has also been microfilmed. The microfilm number is 908,216. The book is the third item on the film.
7. Look for the section titled **Collection/Shelf**. The microfilm is located on the International (or B1) floor. Remember, if there is no camera icon, it is not digitized.

### Practice: Reading a Catalog Entry 2


1. Right click on the following link and open it in a new browser window. [Catalog entry 2](#)
2. This catalog entry is for Will books, 1832-1969. The author is the Fayette County, West Virginia County Court. This means the Will books are from Fayette County, West Virginia.



3. Scroll down to the section titled **Notes**. The red text indicates the West Virginia Will Books are available online. This is one of two ways to access the digital images of these Will books from the catalog entry.

#### Notes

**West Virginia Will Books are available online, click [here](#).**

4. Scroll down. Notice there is no section titled **Copies**. This means that this title is only available as microfilm or digital images.
5. Scroll down to the section titled **Film/Digital Notes**. Even though these are “Will books,” this title is found on nine microfilms. Note that the microfilm numbers are not in chronological order. The nine microfilms are 585,508-512 and 584,744-747.
6. Look for the section titled **Collection/Shelf**. These microfilms are located on the United States & Canada Film (or 2nd) floor.

Will books, v. 10-11 1953-1858	<a href="#">Family History Library</a>	United States & Canada Film	584744	 
--------------------------------	--	-----------------------------	--------	---

7. Note the icons at the right. The magnifying glass  indicates that Will books, v. 10-11 are at least partially indexed.
8. The camera icon  indicates the films can be viewed online. This is the second of two ways to access the digital images from the catalog entry.

### ACTIVITY: READING A CATALOG ENTRY

One at a time, right click on each of the following links and open them in a new browser window. Answer the following questions for each entry: [link 1](#), [link 2](#), [link 3](#), [link 4](#), [link 5](#)

- What is the title? Who is the author?
- What do the notes tell you about this title?
- What is the film number or call number for this title? If this is a film, what is the item number?
- On which floor of the Family History Library can this title be found?
- Can this title also be accessed on microfilm or in a digital format? If so, identify all the ways to digitally access this title.

[Click here to view the Reading a Catalog Entry answer sheet to check your answers.](#)

### ACTIVITY: SEARCHING THE CATALOG

Use the FamilySearch Catalog to answer the following questions.

- Greg is looking for a book by Sanford that includes information on his Score ancestors. What book is Greg looking for? How and where can he access it?
- Kate has found an index indicating her ancestor, who died in Estill County, Kentucky in 1883, left a will which was recorded in Vol. E: 65-66 of the county probate records. How and where can Kate access this record?

- Martin found the following [database entry](#) on FamilySearch (Right click on the link and view in a new browser window. View your windows side by side. He would like to find the actual marriage record for his ancestors. How and where can Martin access this record?

[Click here to view the Searching the Catalog answer sheet to check your answers.](#)

For more information about the availability of digitized records, see the FamilySearch Blog article at <https://www.familysearch.org/blog/en/whats-search-records-home/>.

## **CONTACT US**

If you have any questions, comments, or feedback regarding this lesson, please feel free to send an email to [FHLMissionaryTraining@ChurchofJesusChrist.org](mailto:FHLMissionaryTraining@ChurchofJesusChrist.org).

Thank you for taking the time to read through this instruction sheet.